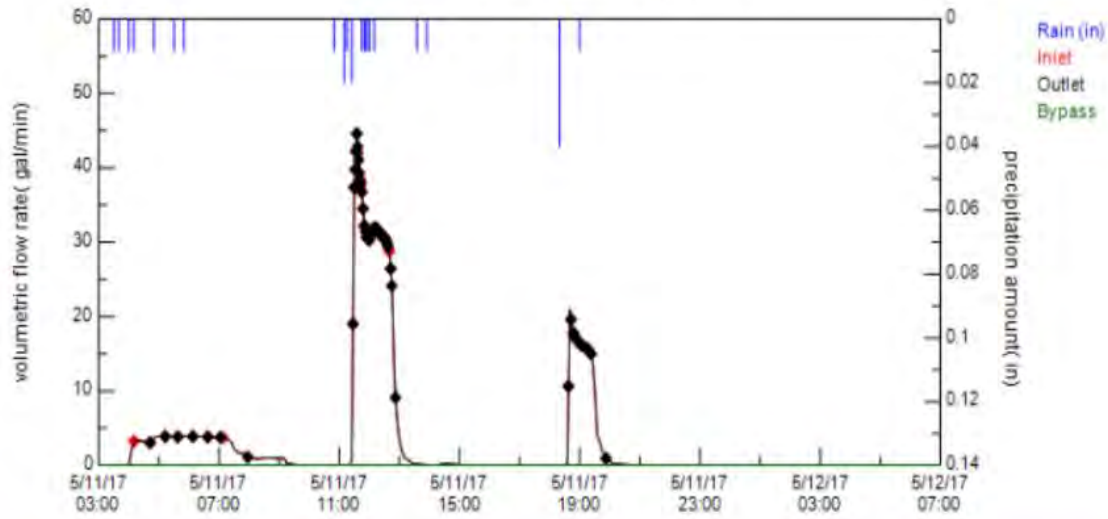


APPENDIX I

Individual Storm Reports

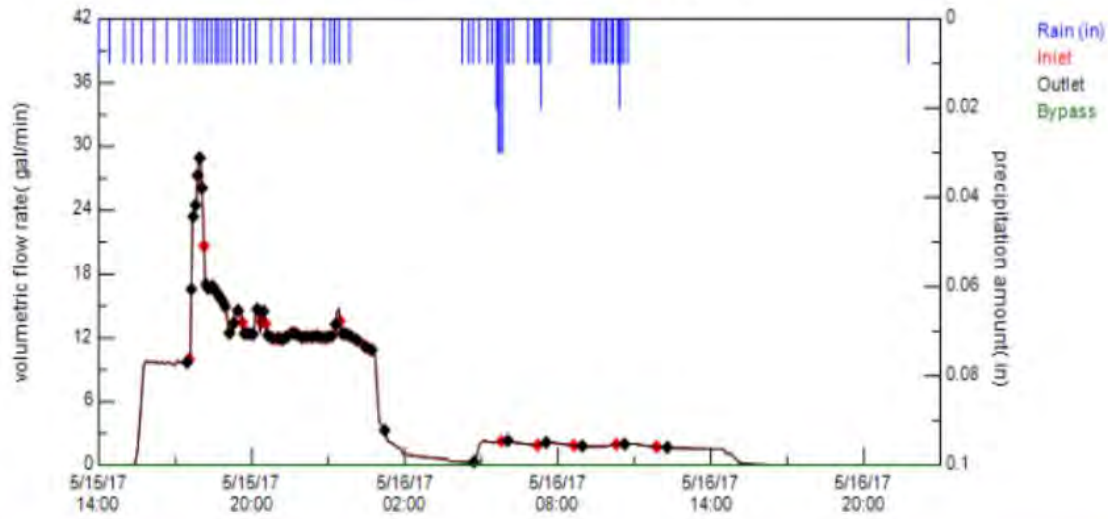
StormGarden 5/11/2017



| | Units | Value |
|-----------------------|-------|-----------------|
| Start | | 5/11/2017 03:30 |
| Stop | | 5/11/2017 19:00 |
| Duration | hour | 15.5 |
| Total | in | 0.25 |
| Average Intensity | in/hr | 0.0161 |
| Maximum | in | 0.04 |
| Maximum Intensity | in/hr | 0.48 |
| Antecedent Dry Period | hour | 121.5 |

| | Units | Inlet | Outlet | Bypass |
|----------------------|----------|-----------------|-----------------|--------|
| Start | | 5/11/2017 03:30 | 5/11/2017 03:30 | |
| Stop | | 5/12/2017 06:55 | 5/12/2017 06:55 | |
| Duration | hour | 25.5833 | 25.5833 | 0 |
| Average | gal/min | 2.9943 | 2.9943 | 0 |
| Maximum | gal/min | 44.5994 | 44.5994 | 0 |
| Volume | gal | 4596.277 | 4596.277 | 0 |
| Sample Count | count | 47 | 51 | 0 |
| First Sample Time | | 5/11/2017 04:10 | 5/11/2017 04:42 | |
| Last Sample Time | | 5/11/2017 19:17 | 5/11/2017 19:52 | |
| Sample Duration | hour | 15.125 | 15.1667 | 0 |
| Sampled Volume | no units | 4338.564 | 4448.344 | 0 |
| Sample Coverage % | % | 94.393 | 96.7815 | 0 |
| Average Sampled Flow | no units | 25.776 | 24.7918 | 0 |
| Pacing Volume | no units | 80 | 79 | 0 |

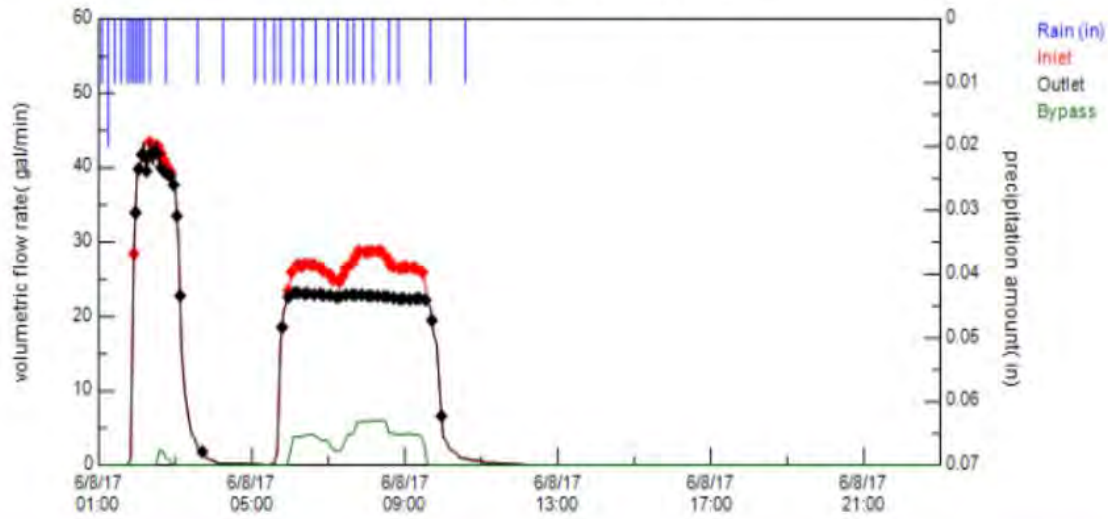
StormGarden 5/15/2017



| | Units | Value |
|-----------------------|-------|-----------------|
| Start | | 5/15/2017 14:00 |
| Stop | | 5/16/2017 10:45 |
| Duration | hour | 20.75 |
| Total | in | 0.73 |
| Average Intensity | in/hr | 0.0352 |
| Maximum | in | 0.03 |
| Maximum Intensity | in/hr | 0.36 |
| Antecedent Dry Period | hour | 41.1 |

| | Units | Inlet | Outlet | Bypass |
|----------------------|----------|-----------------|-----------------|-----------------|
| Start | | 5/15/2017 14:00 | 5/15/2017 14:00 | 5/16/2017 15:00 |
| Stop | | 5/16/2017 22:40 | 5/16/2017 22:45 | 5/16/2017 15:05 |
| Duration | hour | 32.75 | 32.8333 | 0.1667 |
| Average | gal/min | 4.3761 | 4.3649 | 0.0125 |
| Maximum | gal/min | 29.4519 | 29.4519 | 0.024 |
| Volume | gal | 8598.981 | 8598.938 | 0.1246 |
| Sample Count | count | 44 | 49 | 0 |
| First Sample Time | | 5/15/2017 17:32 | 5/15/2017 17:27 | |
| Last Sample Time | | 5/16/2017 11:52 | 5/16/2017 12:17 | |
| Sample Duration | hour | 18.3333 | 18.8333 | 0 |
| Sampled Volume | gal | 7155.613 | 7248.524 | 0 |
| Sample Coverage % | % | 83.2147 | 84.2956 | 0 |
| Average Sampled Flow | gal/min | 12.8856 | 12.8174 | 0 |
| Pacing Volume | no units | 155 | 143 | 0 |

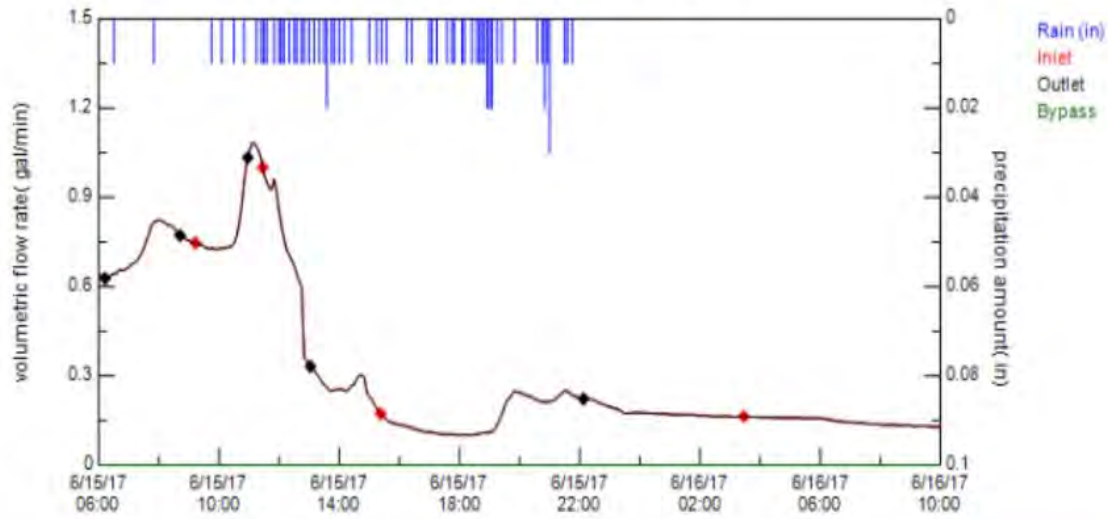
StormGarden 6/8/2017



| | Units | Value |
|-----------------------|-------|----------------|
| Start | | 6/8/2017 01:05 |
| Stop | | 6/8/2017 10:35 |
| Duration | hour | 9.5 |
| Total | in | 0.32 |
| Average Intensity | in/hr | 0.0337 |
| Maximum | in | 0.02 |
| Maximum Intensity | in/hr | 0.24 |
| Antecedent Dry Period | hour | 171 |

| | Units | Inlet | Outlet | Bypass |
|----------------------|----------|----------------|----------------|----------------|
| Start | | 6/8/2017 01:05 | 6/8/2017 01:05 | 6/8/2017 02:35 |
| Stop | | 6/8/2017 22:30 | 6/8/2017 22:30 | 6/8/2017 09:45 |
| Duration | hour | 21.5 | 21.5 | 4.3333 |
| Average | gal/min | 7.6485 | 6.9284 | 3.5727 |
| Maximum | gal/min | 43.591 | 43.591 | 6.067 |
| Volume | gal | 9886.599 | 8937.688 | 928.9133 |
| Sample Count | count | 46 | 47 | 0 |
| First Sample Time | | 6/8/2017 01:55 | 6/8/2017 01:57 | |
| Last Sample Time | | 6/8/2017 09:27 | 6/8/2017 09:57 | |
| Sample Duration | hour | 7.5417 | 8 | 0 |
| Sampled Volume | gal | 9098.707 | 8580.028 | 0 |
| Sample Coverage % | % | 92.2173 | 95.9983 | 0 |
| Average Sampled Flow | gal/min | 30.6657 | 27.1621 | 0 |
| Pacing Volume | no units | 200 | 207 | 0 |

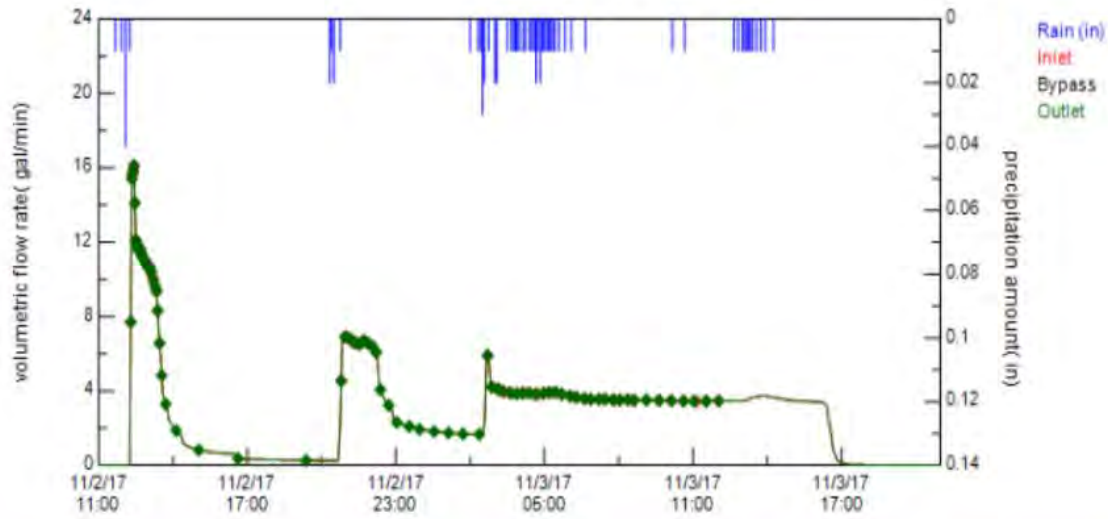
StormGarden 6/15/2017



| | Units | Value |
|-----------------------|-------|-----------------|
| Start | | 6/15/2017 06:30 |
| Stop | | 6/15/2017 21:45 |
| Duration | hour | 15.25 |
| Total | in | 0.69 |
| Average Intensity | in/hr | 0.0452 |
| Maximum | in | 0.03 |
| Maximum Intensity | in/hr | 0.36 |
| Antecedent Dry Period | hour | 165.9 |

| | Units | Inlet | Outlet | Bypass |
|----------------------|----------|-----------------|-----------------|--------|
| Start | | 6/15/2017 06:30 | 6/15/2017 06:30 | |
| Stop | | 6/16/2017 09:40 | 6/16/2017 09:45 | |
| Duration | hour | 27.25 | 27.3333 | 0 |
| Average | gal/min | 0.3182 | 0.3176 | 0 |
| Maximum | gal/min | 1.083 | 1.083 | 0 |
| Volume | gal | 520.2794 | 520.9284 | 0 |
| Sample Count | count | 4 | 4 | 0 |
| First Sample Time | | 6/15/2017 09:12 | 6/15/2017 08:42 | |
| Last Sample Time | | 6/16/2017 03:27 | 6/15/2017 22:07 | |
| Sample Duration | hour | 18.25 | 13.4167 | 0 |
| Sampled Volume | no units | 340.323 | 305.922 | 0 |
| Sample Coverage % | % | 65.4116 | 58.7263 | 0 |
| Average Sampled Flow | no units | 0.5217 | 0.5908 | 0 |
| Pacing Volume | no units | 123 | 104 | 0 |

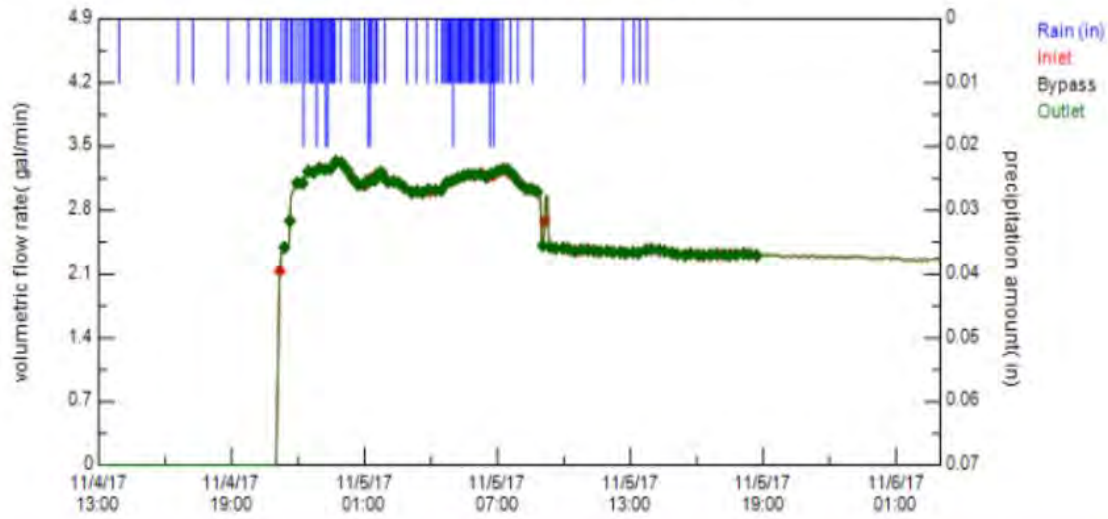
StormGarden 11/2/2017



| | Units | Value |
|-----------------------|-------|-----------------|
| Start | | 11/2/2017 11:40 |
| Stop | | 11/3/2017 14:15 |
| Duration | hour | 26.5833 |
| Total | in | 0.67 |
| Average Intensity | in/hr | 0.0252 |
| Maximum | in | 0.04 |
| Maximum Intensity | in/hr | 0.48 |
| Antecedent Dry Period | hour | 276.9167 |

| | Units | Inlet | Bypass | Outlet |
|----------------------|---------|-----------------|--------|-----------------|
| Start | | 11/2/2017 12:20 | | 11/2/2017 12:20 |
| Stop | | 11/3/2017 20:10 | | 11/3/2017 20:10 |
| Duration | hour | 31.9167 | 0 | 31.9167 |
| Average | gal/min | 2.7795 | 0 | 2.7795 |
| Maximum | gal/min | 16.119 | 0 | 16.119 |
| Volume | gal | 5322.698 | 0 | 5322.698 |
| Sample Count | count | 65 | 0 | 79 |
| First Sample Time | | 11/2/2017 12:20 | | 11/2/2017 12:20 |
| Last Sample Time | | 11/3/2017 12:02 | | 11/3/2017 12:02 |
| Sample Duration | hour | 23.7083 | 0 | 23.7083 |
| Sampled Volume | gal | 4286.625 | 0 | 4286.625 |
| Sample Coverage % | % | 80.5348 | 0 | 80.5348 |
| Average Sampled Flow | gal/min | 7.1551 | 0 | 6.1011 |
| Pacing Volume | gal | 58 | 0 | 57 |

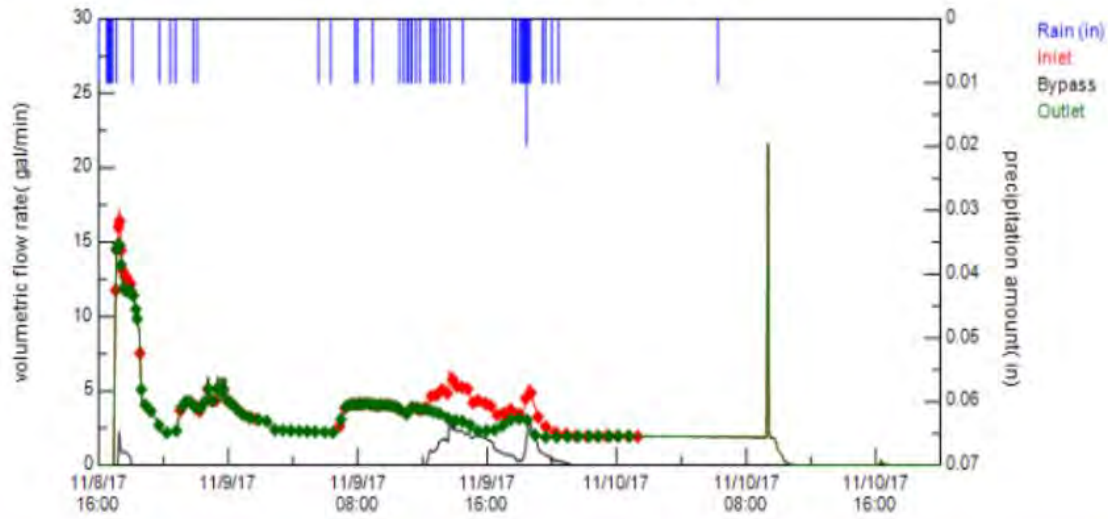
StormGarden 11/4/2017



| | Units | Value |
|-----------------------|-------|-----------------|
| Start | | 11/4/2017 13:55 |
| Stop | | 11/5/2017 13:45 |
| Duration | hour | 23.8333 |
| Total | in | 0.97 |
| Average Intensity | in/hr | 0.0407 |
| Maximum | in | 0.02 |
| Maximum Intensity | in/hr | 0.24 |
| Antecedent Dry Period | hour | 24.3333 |

| | Units | Inlet | Bypass | Outlet |
|----------------------|---------|-----------------|--------|-----------------|
| Start | | 11/4/2017 21:00 | | 11/4/2017 21:00 |
| Stop | | 11/6/2017 02:30 | | 11/6/2017 02:30 |
| Duration | hour | 30.5833 | 0 | 30.5833 |
| Average | gal/min | 2.6416 | 0 | 2.6416 |
| Maximum | gal/min | 3.3535 | 0 | 3.3535 |
| Volume | gal | 4847.344 | 0 | 4847.344 |
| Sample Count | count | 84 | 0 | 83 |
| First Sample Time | | 11/4/2017 21:10 | | 11/4/2017 21:22 |
| Last Sample Time | | 11/5/2017 18:42 | | 11/5/2017 18:42 |
| Sample Duration | hour | 21.5417 | 0 | 21.3333 |
| Sampled Volume | gal | 3765.03 | 0 | 3735.494 |
| Sample Coverage % | % | 77.672 | 0 | 77.0627 |
| Average Sampled Flow | gal/min | 2.8008 | 0 | 2.8002 |
| Pacing Volume | gal | 47 | 0 | 47 |

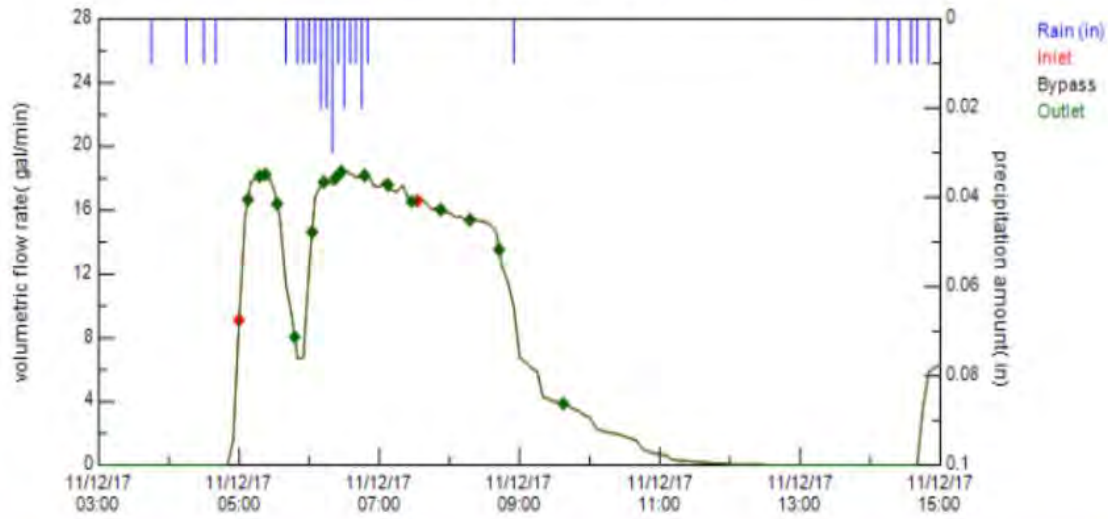
StormGarden 11/8/2017



| | Units | Value |
|-----------------------|-------|-----------------|
| Start | | 11/8/2017 16:30 |
| Stop | | 11/9/2017 20:00 |
| Duration | hour | 27.5 |
| Total | in | 0.46 |
| Average Intensity | in/hr | 0.0167 |
| Maximum | in | 0.02 |
| Maximum Intensity | in/hr | 0.24 |
| Antecedent Dry Period | hour | 75.8333 |

| | Units | Inlet | Bypass | Outlet |
|----------------------|---------|------------------|------------------|------------------|
| Start | | 11/8/2017 17:00 | 11/8/2017 17:10 | 11/8/2017 17:00 |
| Stop | | 11/10/2017 19:15 | 11/10/2017 12:25 | 11/10/2017 19:15 |
| Duration | hour | 47.4167 | 13.9167 | 46.9167 |
| Average | gal/min | 2.9935 | 0.8861 | 2.7625 |
| Maximum | gal/min | 21.5876 | 3.2621 | 21.5876 |
| Volume | gal | 8516.379 | 739.9053 | 7776.479 |
| Sample Count | count | 78 | 0 | 86 |
| First Sample Time | | 11/8/2017 17:02 | | 11/8/2017 17:05 |
| Last Sample Time | | 11/10/2017 01:17 | | 11/10/2017 00:47 |
| Sample Duration | hour | 32.25 | 0 | 31.7083 |
| Sampled Volume | gal | 7319.165 | 0 | 6485.052 |
| Sample Coverage % | % | 85.9422 | 0 | 83.3932 |
| Average Sampled Flow | gal/min | 5.231 | 0 | 4.5654 |
| Pacing Volume | gal | 81 | 0 | 75 |

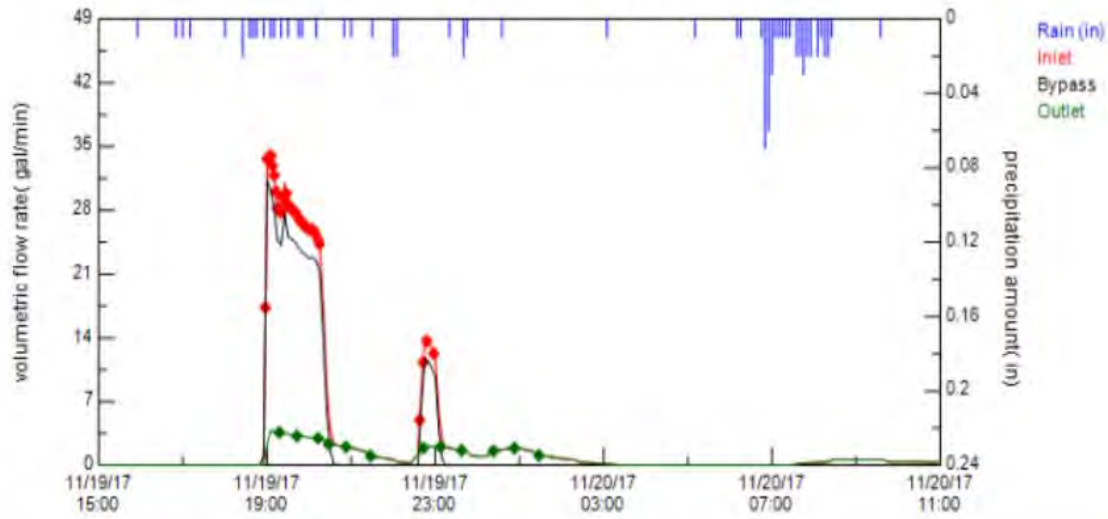
StormGarden 11/12/2017



| | Units | Value |
|-----------------------|-------|------------------|
| Start | | 11/12/2017 03:45 |
| Stop | | 11/12/2017 08:55 |
| Duration | hour | 5.1667 |
| Total | in | 0.25 |
| Average Intensity | in/hr | 0.0484 |
| Maximum | in | 0.03 |
| Maximum Intensity | in/hr | 0.36 |
| Antecedent Dry Period | hour | 15.8 |

| | Units | Inlet | Bypass | Outlet |
|----------------------|---------|------------------|--------|------------------|
| Start | | 11/12/2017 04:55 | | 11/12/2017 04:55 |
| Stop | | 11/12/2017 14:05 | | 11/12/2017 14:00 |
| Duration | hour | 9.25 | 0 | 9.1667 |
| Average | gal/min | 7.4786 | 0 | 7.5466 |
| Maximum | gal/min | 18.4293 | 0 | 18.4293 |
| Volume | gal | 4150.65 | 0 | 4150.624 |
| Sample Count | count | 15 | 0 | 16 |
| First Sample Time | | 11/12/2017 05:00 | | 11/12/2017 05:07 |
| Last Sample Time | | 11/12/2017 08:42 | | 11/12/2017 09:37 |
| Sample Duration | hour | 3.7083 | 0 | 4.5 |
| Sampled Volume | gal | 3554.417 | 0 | 3788.003 |
| Sample Coverage % | % | 85.6352 | 0 | 91.2635 |
| Average Sampled Flow | gal/min | 16.3206 | 0 | 15.4741 |
| Pacing Volume | gal | 247 | 0 | 342 |

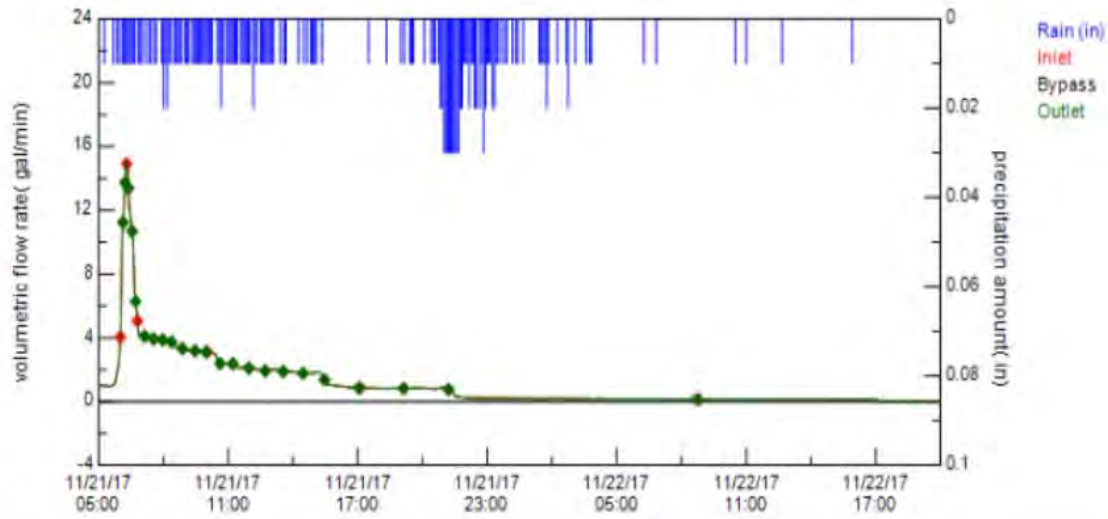
StormGarden 11/19/2017



| | Units | Value |
|-----------------------|-------|------------------|
| Start | | 11/19/2017 15:55 |
| Stop | | 11/20/2017 09:35 |
| Duration | hour | 17.6667 |
| Total | in | 0.76 |
| Average Intensity | in/hr | 0.043 |
| Maximum | in | 0.07 |
| Maximum Intensity | in/hr | 0.84 |
| Antecedent Dry Period | hour | 77.0833 |

| | Units | Inlet | Bypass | Outlet |
|----------------------|---------|------------------|------------------|------------------|
| Start | | 11/19/2017 18:55 | 11/19/2017 18:55 | 11/19/2017 19:00 |
| Stop | | 11/20/2017 10:30 | 11/19/2017 23:15 | 11/20/2017 10:30 |
| Duration | hour | 15.4167 | 3.5833 | 15.3333 |
| Average | gal/min | 3.5288 | 11.1348 | 0.9458 |
| Maximum | gal/min | 34.0261 | 31.2955 | 3.855 |
| Volume | gal | 3264.098 | 2393.983 | 870.1141 |
| Sample Count | count | 32 | 0 | 12 |
| First Sample Time | | 11/19/2017 18:57 | | 11/19/2017 19:17 |
| Last Sample Time | | 11/19/2017 22:57 | | 11/20/2017 01:27 |
| Sample Duration | hour | 4 | 0 | 6.1667 |
| Sampled Volume | gal | 2751.035 | 0 | 654.866 |
| Sample Coverage % | % | 84.2816 | 0 | 75.2621 |
| Average Sampled Flow | gal/min | 25.8157 | 0 | 2.1179 |
| Pacing Volume | gal | 71 | 0 | 56 |

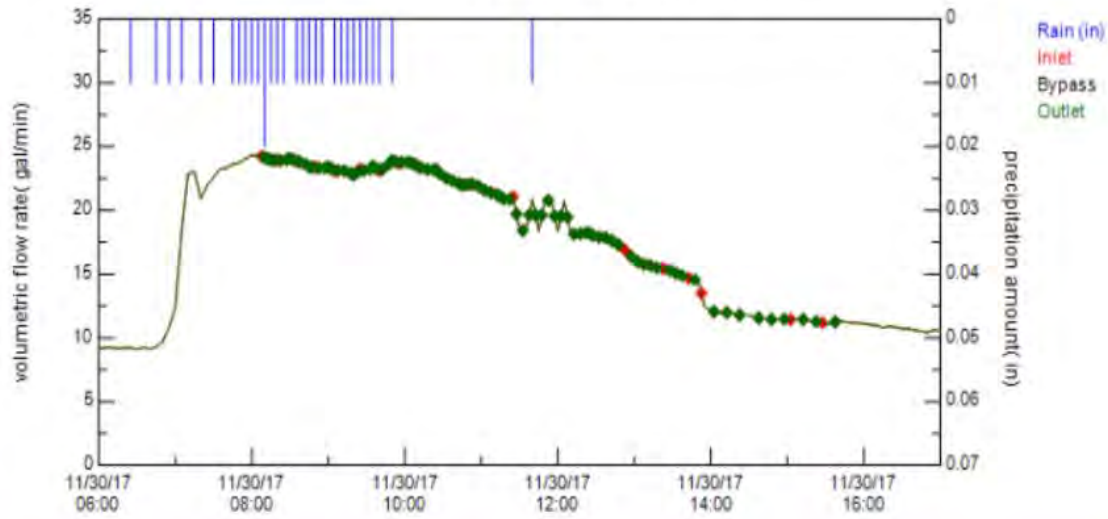
StormGarden 11/21/2017



| | Units | Value |
|-----------------------|-------|------------------|
| Start | | 11/21/2017 05:15 |
| Stop | | 11/22/2017 15:55 |
| Duration | hour | 34.6667 |
| Total | in | 1.92 |
| Average Intensity | in/hr | 0.0554 |
| Maximum | in | 0.03 |
| Maximum Intensity | in/hr | 0.36 |
| Antecedent Dry Period | hour | 13.7 |

| | Units | Inlet | Bypass | Outlet |
|----------------------|---------|------------------|------------------|------------------|
| Start | | 11/21/2017 05:10 | 11/21/2017 13:55 | 11/21/2017 05:10 |
| Stop | | 11/22/2017 19:55 | 11/22/2017 12:20 | 11/22/2017 19:55 |
| Duration | hour | 38.8333 | 3.75 | 38.8333 |
| Average | gal/min | 1.0604 | 0.0001 | 1.0604 |
| Maximum | gal/min | 15.2268 | 0.0004 | 15.2268 |
| Volume | gal | 2470.746 | 0.0257 | 2470.719 |
| Sample Count | count | 24 | 0 | 23 |
| First Sample Time | | 11/21/2017 06:00 | | 11/21/2017 06:07 |
| Last Sample Time | | 11/22/2017 08:47 | | 11/22/2017 08:42 |
| Sample Duration | hour | 26.7917 | 0 | 26.5833 |
| Sampled Volume | gal | 2317.538 | 0 | 2235.023 |
| Sample Coverage % | % | 93.7992 | 0 | 90.4604 |
| Average Sampled Flow | gal/min | 4.2121 | 0 | 4.2215 |
| Pacing Volume | gal | 99 | 0 | 100 |

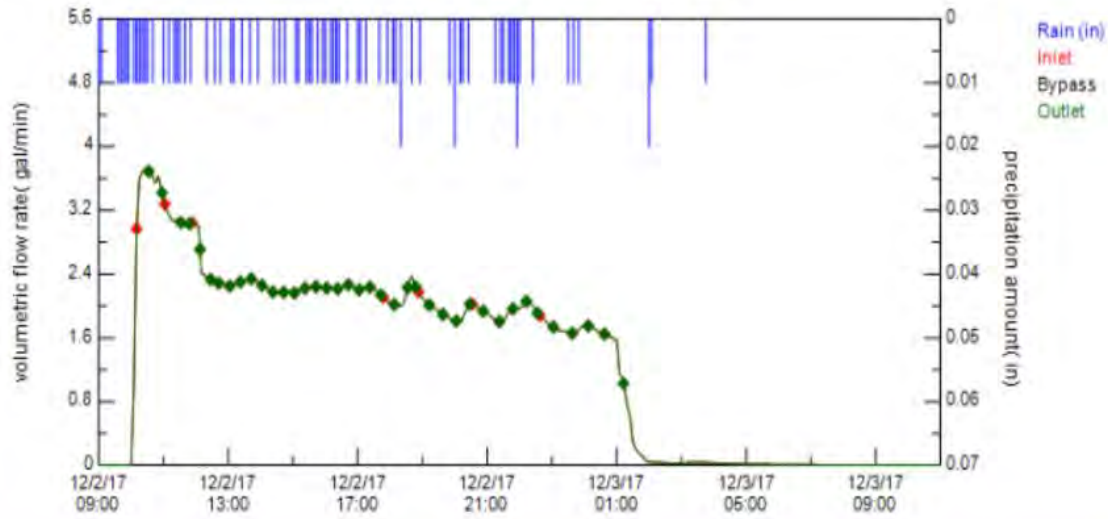
StormGarden 11/30/2017



| | Units | Value |
|-----------------------|-------|------------------|
| Start | | 11/30/2017 06:25 |
| Stop | | 11/30/2017 11:40 |
| Duration | hour | 5.25 |
| Total | in | 0.31 |
| Average Intensity | in/hr | 0.059 |
| Maximum | in | 0.02 |
| Maximum Intensity | in/hr | 0.24 |
| Antecedent Dry Period | hour | 39.9167 |

| | Units | Inlet | Bypass | Outlet |
|----------------------|---------|------------------|--------|------------------|
| Start | | 11/30/2017 06:15 | | 11/30/2017 06:15 |
| Stop | | 11/30/2017 16:35 | | 11/30/2017 16:35 |
| Duration | hour | 10.4167 | 0 | 10.4167 |
| Average | gal/min | 17.5264 | 0 | 17.5264 |
| Maximum | gal/min | 24.3238 | 0 | 24.3238 |
| Volume | gal | 10954 | 0 | 10954 |
| Sample Count | count | 88 | 0 | 87 |
| First Sample Time | | 11/30/2017 08:07 | | 11/30/2017 08:10 |
| Last Sample Time | | 11/30/2017 15:37 | | 11/30/2017 15:37 |
| Sample Duration | hour | 7.5 | 0 | 7.4583 |
| Sampled Volume | gal | 8293.301 | 0 | 8232.937 |
| Sample Coverage % | % | 75.7102 | 0 | 75.1591 |
| Average Sampled Flow | gal/min | 20.1918 | 0 | 20.1875 |
| Pacing Volume | gal | 98 | 0 | 98 |

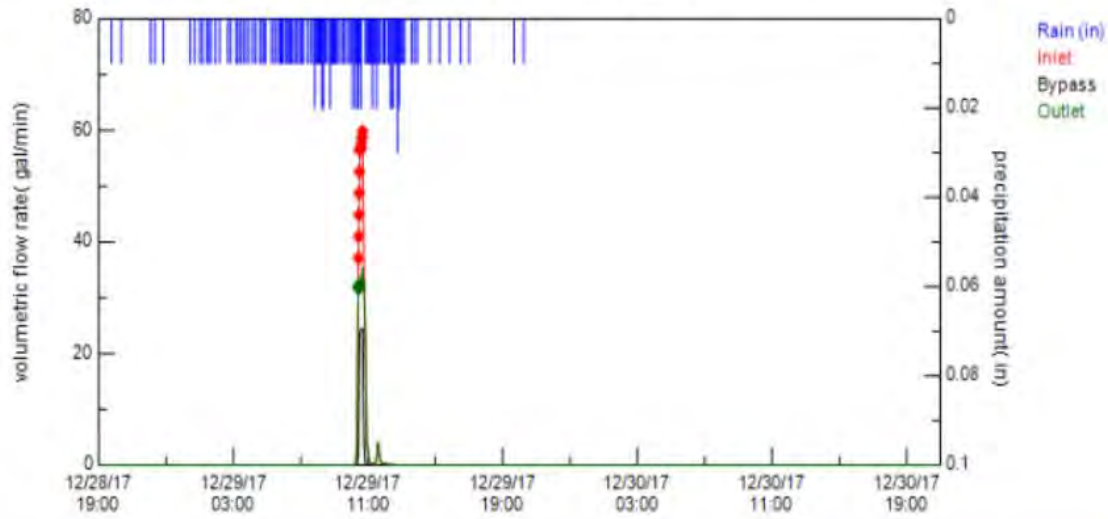
StormGarden 12/2/2017



| | Units | Value |
|-----------------------|-------|-----------------|
| Start | | 12/2/2017 09:00 |
| Stop | | 12/3/2017 03:45 |
| Duration | hour | 18.75 |
| Total | in | 0.79 |
| Average Intensity | in/hr | 0.0421 |
| Maximum | in | 0.02 |
| Maximum Intensity | in/hr | 0.24 |
| Antecedent Dry Period | hour | 14.9 |

| | Units | Inlet | Bypass | Outlet |
|----------------------|---------|-----------------|--------|-----------------|
| Start | | 12/2/2017 10:00 | | 12/2/2017 10:00 |
| Stop | | 12/3/2017 10:10 | | 12/3/2017 10:10 |
| Duration | hour | 24.25 | 0 | 24.25 |
| Average | gal/min | 1.3863 | 0 | 1.3863 |
| Maximum | gal/min | 3.712 | 0 | 3.712 |
| Volume | gal | 2017.13 | 0 | 2017.13 |
| Sample Count | count | 39 | 0 | 39 |
| First Sample Time | | 12/2/2017 10:10 | | 12/2/2017 10:32 |
| Last Sample Time | | 12/3/2017 00:37 | | 12/3/2017 01:12 |
| Sample Duration | hour | 14.4583 | 0 | 14.6667 |
| Sampled Volume | gal | 1926.714 | 0 | 1893.717 |
| Sample Coverage % | % | 95.5176 | 0 | 93.8818 |
| Average Sampled Flow | gal/min | 2.2395 | 0 | 2.1963 |
| Pacing Volume | gal | 46 | 0 | 46 |

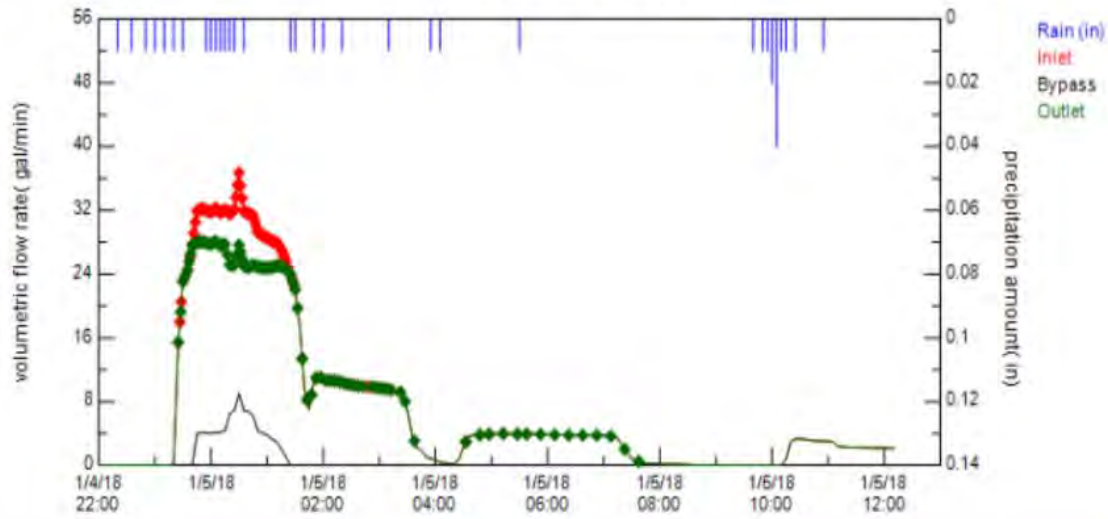
StormGarden 12/28/2017



| | Units | Value |
|-----------------------|-------|------------------|
| Start | | 12/28/2017 19:45 |
| Stop | | 12/29/2017 20:15 |
| Duration | hour | 24.5 |
| Total | in | 1.31 |
| Average Intensity | in/hr | 0.0535 |
| Maximum | in | 0.03 |
| Maximum Intensity | in/hr | 0.36 |
| Antecedent Dry Period | hour | 55.2 |

| | Units | Inlet | Bypass | Outlet |
|----------------------|---------|------------------|------------------|------------------|
| Start | | 12/28/2017 19:40 | 12/28/2017 19:40 | 12/29/2017 10:20 |
| Stop | | 12/30/2017 20:10 | 12/30/2017 20:10 | 12/30/2017 20:10 |
| Duration | hour | 48.5833 | 48.5833 | 33.9167 |
| Average | gal/min | 0.5043 | 0.1426 | 0.5181 |
| Maximum | gal/min | 59.9252 | 24.5373 | 35.388 |
| Volume | gal | 1470.076 | 415.7874 | 1054.288 |
| Sample Count | count | 13 | 0 | 12 |
| First Sample Time | | 12/29/2017 10:25 | | 12/29/2017 10:25 |
| Last Sample Time | | 12/29/2017 10:40 | | 12/29/2017 10:30 |
| Sample Duration | hour | 0.2361 | 0 | 0.0764 |
| Sampled Volume | gal | 819.5359 | 0 | 148.804 |
| Sample Coverage % | % | 55.7479 | 0 | 14.1142 |
| Average Sampled Flow | gal/min | 52.6754 | 0 | 32.1039 |
| Pacing Volume | gal | 71 | 0 | 14 |

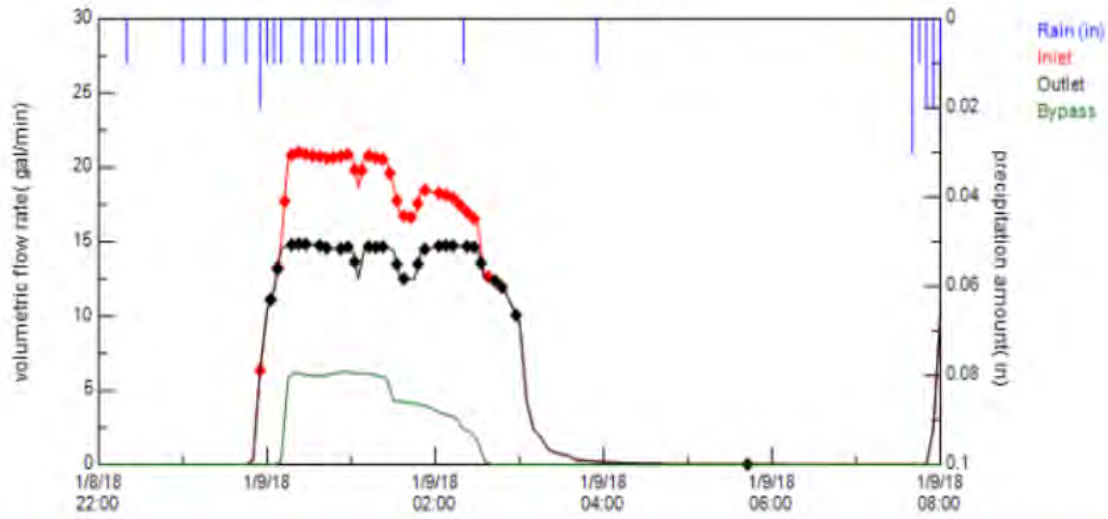
StormGarden 1/4/2018



| | Units | Value |
|-----------------------|-------|----------------|
| Start | | 1/4/2018 22:20 |
| Stop | | 1/5/2018 10:55 |
| Duration | hour | 12.5833 |
| Total | in | 0.37 |
| Average Intensity | in/hr | 0.0294 |
| Maximum | in | 0.04 |
| Maximum Intensity | in/hr | 0.48 |
| Antecedent Dry Period | hour | 149.8 |

| | Units | Inlet | Bypass | Outlet |
|----------------------|---------|----------------|----------------|----------------|
| Start | | 1/4/2018 22:20 | 1/4/2018 23:40 | 1/4/2018 22:20 |
| Stop | | 1/5/2018 12:10 | 1/5/2018 12:10 | 1/5/2018 12:10 |
| Duration | hour | 13.9167 | 12.5833 | 13.9167 |
| Average | gal/min | 7.2205 | 0.6221 | 6.658 |
| Maximum | gal/min | 36.6947 | 9.033 | 28.1455 |
| Volume | gal | 6029.09 | 469.6611 | 5559.431 |
| Sample Count | count | 100 | 0 | 100 |
| First Sample Time | | 1/4/2018 23:25 | | 1/4/2018 23:25 |
| Last Sample Time | | 1/5/2018 05:37 | | 1/5/2018 07:37 |
| Sample Duration | hour | 6.2083 | 0 | 8.2083 |
| Sampled Volume | gal | 5232.011 | 0 | 5162.307 |
| Sample Coverage % | % | 86.7795 | 0 | 92.8568 |
| Average Sampled Flow | gal/min | 23.9295 | 0 | 18.9366 |
| Pacing Volume | gal | 53 | 0 | 50 |

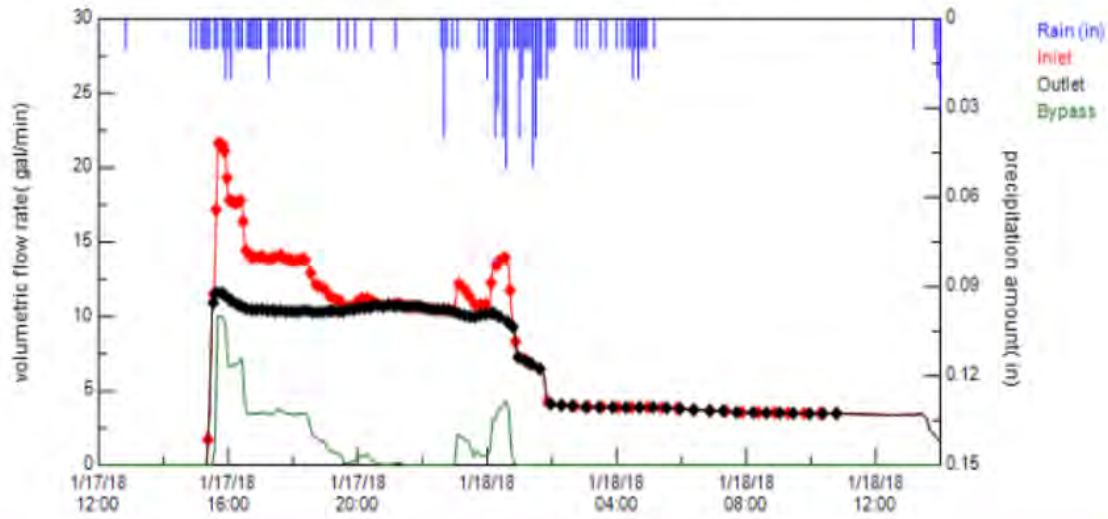
StormGarden 1/8/2018



| | Units | Value |
|-----------------------|-------|----------------|
| Start | | 1/8/2018 22:20 |
| Stop | | 1/9/2018 07:40 |
| Duration | hour | 9.3333 |
| Total | in | 0.23 |
| Average Intensity | in/hr | 0.0246 |
| Maximum | in | 0.03 |
| Maximum Intensity | in/hr | 0.36 |
| Antecedent Dry Period | hour | 23.6667 |

| | Units | Inlet | Outlet | Bypass |
|----------------------|----------|----------------|----------------|----------------|
| Start | | 1/8/2018 22:15 | 1/8/2018 22:15 | 1/8/2018 22:15 |
| Stop | | 1/9/2018 07:40 | 1/9/2018 07:40 | 1/9/2018 07:40 |
| Duration | hour | 9.5 | 9.5 | 9.5 |
| Average | gal/min | 5.8549 | 4.6529 | 1.2019 |
| Maximum | gal/min | 21.0418 | 14.9435 | 6.2515 |
| Volume | gal | 3337.268 | 2652.178 | 685.0912 |
| Sample Count | count | 31 | 27 | 0 |
| First Sample Time | | 1/8/2018 23:55 | 1/9/2018 00:02 | |
| Last Sample Time | | 1/9/2018 02:37 | 1/9/2018 05:42 | |
| Sample Duration | hour | 2.7083 | 5.6667 | 0 |
| Sampled Volume | gal | 2971.749 | 2532.699 | 0 |
| Sample Coverage % | % | 89.0473 | 95.495 | 0 |
| Average Sampled Flow | gal/min | 18.1484 | 13.36 | 0 |
| Pacing Volume | no units | 99 | 74 | 0 |

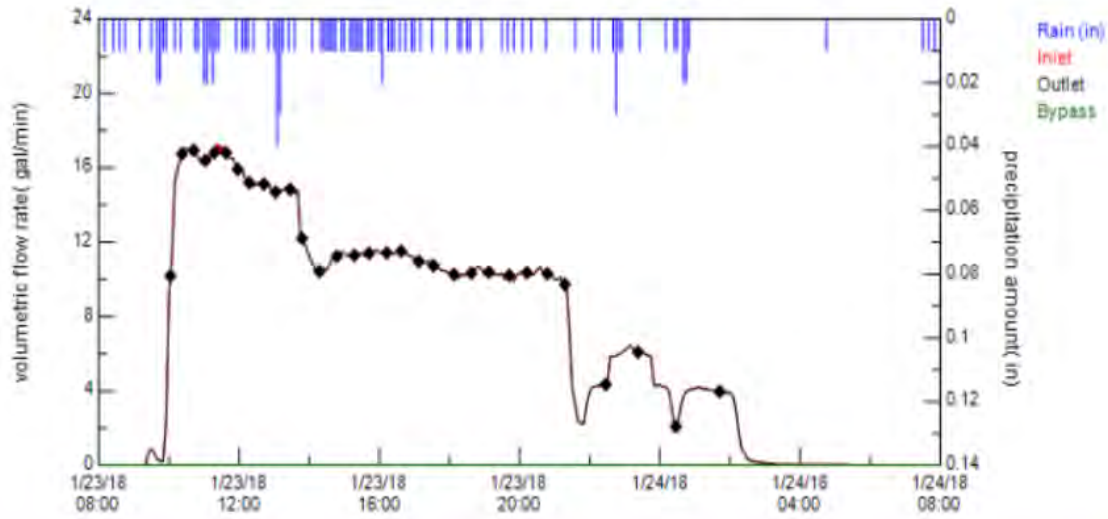
StormGarden 1/17/2018



| | Units | Value |
|-----------------------|-------|-----------------|
| Start | | 1/17/2018 12:50 |
| Stop | | 1/18/2018 05:10 |
| Duration | hour | 16.3333 |
| Total | in | 1.17 |
| Average Intensity | in/hr | 0.0716 |
| Maximum | in | 0.05 |
| Maximum Intensity | in/hr | 0.6 |
| Antecedent Dry Period | hour | 31.5 |

| | Units | Inlet | Outlet | Bypass |
|----------------------|----------|-----------------|-----------------|-----------------|
| Start | | 1/17/2018 12:45 | 1/17/2018 12:45 | 1/17/2018 15:35 |
| Stop | | 1/18/2018 13:05 | 1/18/2018 13:05 | 1/18/2018 13:10 |
| Duration | hour | 24.4167 | 24.4167 | 19.0833 |
| Average | gal/min | 6.8132 | 6.0144 | 1.0221 |
| Maximum | gal/min | 21.6829 | 11.6631 | 10.0198 |
| Volume | gal | 9981.349 | 8811.054 | 1170.291 |
| Sample Count | count | 93 | 87 | 0 |
| First Sample Time | | 1/17/2018 15:22 | 1/17/2018 15:32 | |
| Last Sample Time | | 1/18/2018 10:47 | 1/18/2018 10:47 | |
| Sample Duration | hour | 19.4167 | 19.25 | 0 |
| Sampled Volume | gal | 9498.181 | 8238.693 | 0 |
| Sample Coverage % | % | 95.1593 | 93.5041 | 0 |
| Average Sampled Flow | gal/min | 10.8154 | 8.6256 | 0 |
| Pacing Volume | no units | 107 | 103 | 0 |

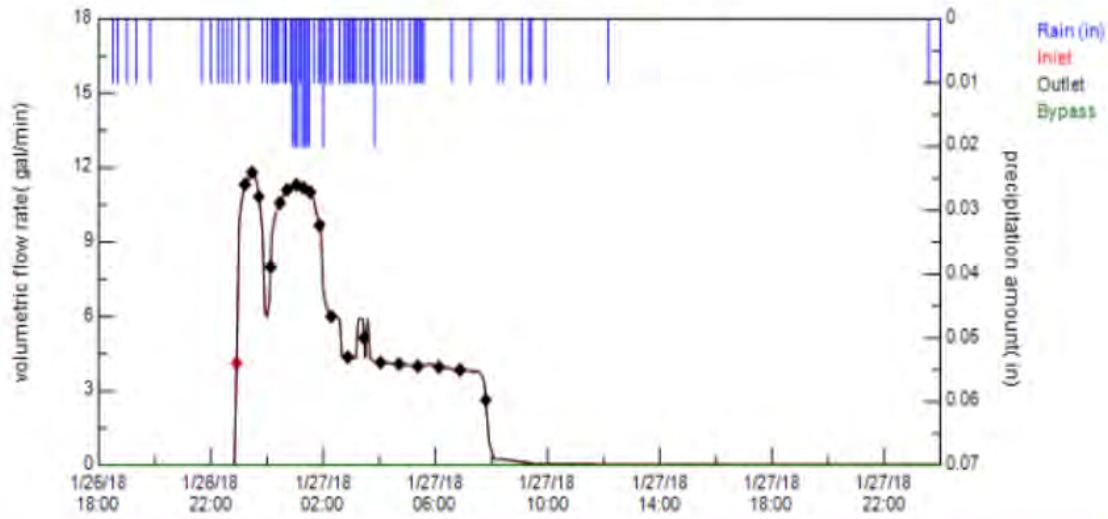
StormGarden 1/23/2018



| | Units | Value |
|-----------------------|-------|-----------------|
| Start | | 1/23/2018 08:10 |
| Stop | | 1/24/2018 04:45 |
| Duration | hour | 20.5833 |
| Total | in | 1.02 |
| Average Intensity | in/hr | 0.0496 |
| Maximum | in | 0.04 |
| Maximum Intensity | in/hr | 0.48 |
| Antecedent Dry Period | hour | 27.1 |

| | Units | Inlet | Outlet | Bypass |
|----------------------|----------|-----------------|-----------------|--------|
| Start | | 1/23/2018 08:10 | 1/23/2018 08:10 | |
| Stop | | 1/24/2018 07:25 | 1/24/2018 07:25 | |
| Duration | hour | 23.3333 | 23.3333 | 0 |
| Average | gal/min | 7.003 | 7.003 | 0 |
| Maximum | gal/min | 17.1357 | 17.1357 | 0 |
| Volume | gal | 9804.261 | 9804.261 | 0 |
| Sample Count | count | 31 | 31 | 0 |
| First Sample Time | | 1/23/2018 10:02 | 1/23/2018 10:02 | |
| Last Sample Time | | 1/24/2018 01:42 | 1/24/2018 01:42 | |
| Sample Duration | hour | 15.6667 | 15.6667 | 0 |
| Sampled Volume | no units | 9568.289 | 9568.289 | 0 |
| Sample Coverage % | % | 97.5932 | 97.5932 | 0 |
| Average Sampled Flow | no units | 11.5889 | 11.5828 | 0 |
| Pacing Volume | no units | 320 | 320 | 0 |

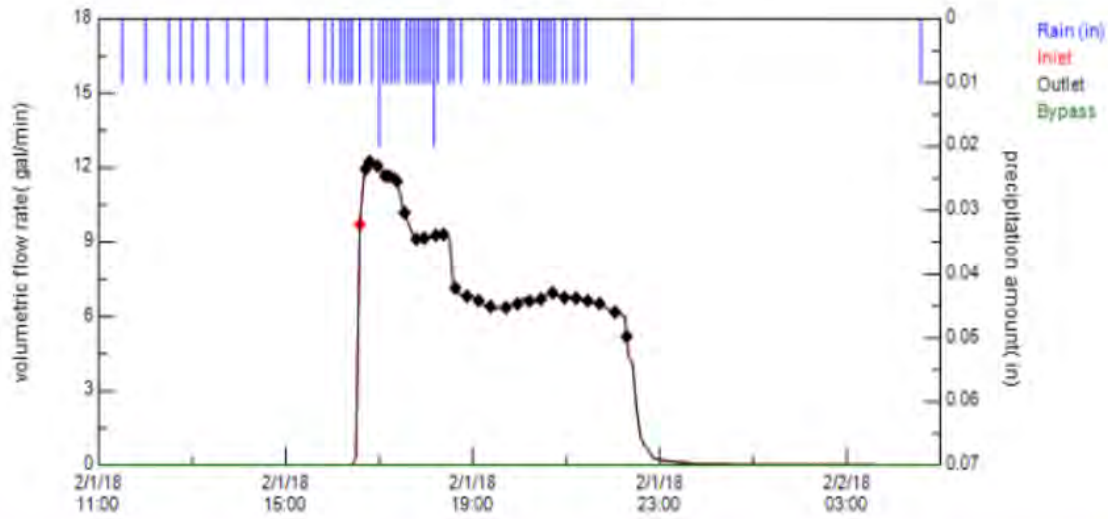
StormGarden 1/26/2018



| | Units | Value |
|-----------------------|-------|-----------------|
| Start | | 1/26/2018 18:30 |
| Stop | | 1/27/2018 12:10 |
| Duration | hour | 17.6667 |
| Total | in | 0.78 |
| Average Intensity | in/hr | 0.0442 |
| Maximum | in | 0.02 |
| Maximum Intensity | in/hr | 0.24 |
| Antecedent Dry Period | hour | 29.9 |

| | Units | Inlet | Outlet | Bypass |
|----------------------|----------|-----------------|-----------------|--------|
| Start | | 1/26/2018 18:30 | 1/26/2018 18:30 | |
| Stop | | 1/27/2018 23:35 | 1/27/2018 23:35 | |
| Duration | hour | 29.1667 | 29.1667 | 0 |
| Average | gal/min | 1.9978 | 1.9978 | 0 |
| Maximum | gal/min | 11.8856 | 11.8856 | 0 |
| Volume | gal | 3496.107 | 3496.107 | 0 |
| Sample Count | count | 18 | 19 | 0 |
| First Sample Time | | 1/26/2018 22:55 | 1/26/2018 23:12 | |
| Last Sample Time | | 1/27/2018 06:52 | 1/27/2018 07:47 | |
| Sample Duration | hour | 7.9583 | 8.5833 | 0 |
| Sampled Volume | no units | 3217.773 | 3232.746 | 0 |
| Sample Coverage % | % | 92.0387 | 92.467 | 0 |
| Average Sampled Flow | no units | 7.5408 | 7.636 | 0 |
| Pacing Volume | no units | 176 | 175 | 0 |

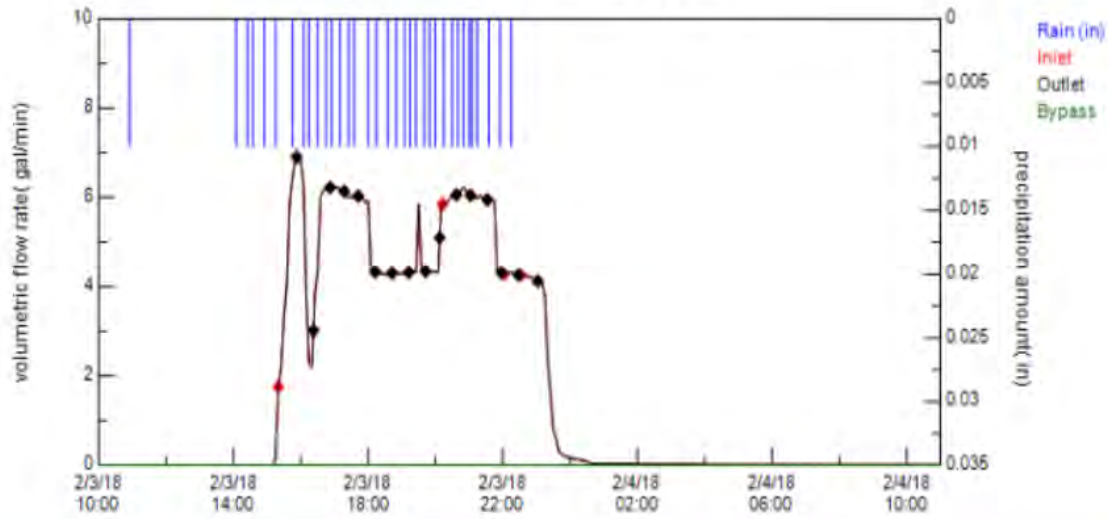
StormGarden 2/1/2018



| | Units | Value |
|-----------------------|-------|----------------|
| Start | | 2/1/2018 11:30 |
| Stop | | 2/1/2018 22:25 |
| Duration | hour | 10.9167 |
| Total | in | 0.58 |
| Average Intensity | in/hr | 0.0531 |
| Maximum | in | 0.02 |
| Maximum Intensity | in/hr | 0.24 |
| Antecedent Dry Period | hour | 67.2 |

| | Units | Inlet | Outlet | Bypass |
|----------------------|----------|----------------|----------------|--------|
| Start | | 2/1/2018 11:25 | 2/1/2018 11:30 | |
| Stop | | 2/2/2018 04:35 | 2/2/2018 04:30 | |
| Duration | hour | 17.25 | 17.0833 | 0 |
| Average | gal/min | 2.7288 | 2.7553 | 0 |
| Maximum | gal/min | 12.2613 | 12.2613 | 0 |
| Volume | gal | 2824.309 | 2824.2 | 0 |
| Sample Count | count | 27 | 26 | 0 |
| First Sample Time | | 2/1/2018 16:35 | 2/1/2018 16:42 | |
| Last Sample Time | | 2/1/2018 22:17 | 2/1/2018 22:17 | |
| Sample Duration | hour | 5.7083 | 5.5833 | 0 |
| Sampled Volume | no units | 2699.106 | 2610.248 | 0 |
| Sample Coverage % | % | 95.567 | 92.4243 | 0 |
| Average Sampled Flow | no units | 8.375 | 8.3237 | 0 |
| Pacing Volume | no units | 101 | 102 | 0 |

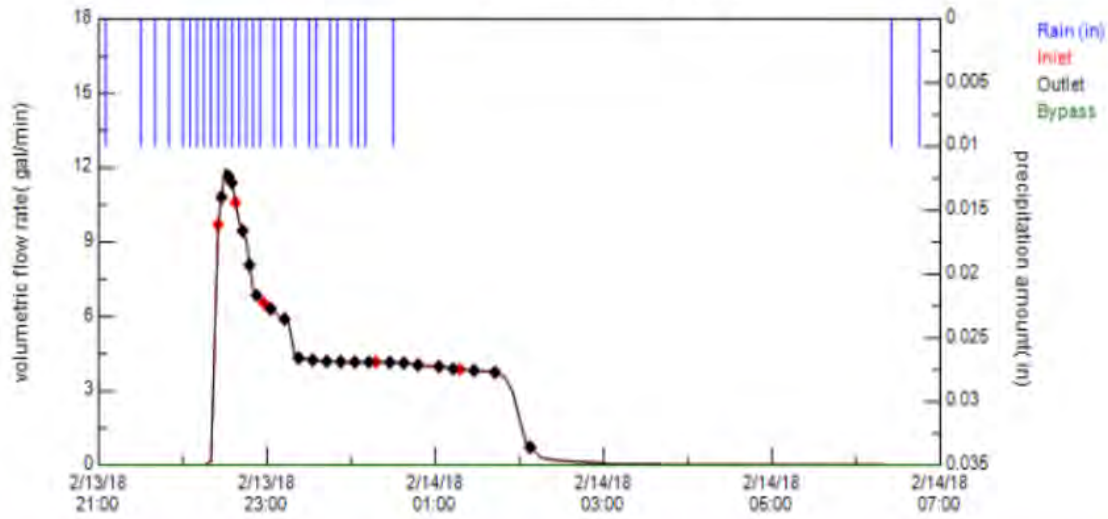
StormGarden 2/3/2018



| | Units | Value |
|-----------------------|-------|----------------|
| Start | | 2/3/2018 10:55 |
| Stop | | 2/3/2018 22:15 |
| Duration | hour | 11.3333 |
| Total | in | 0.35 |
| Average Intensity | in/hr | 0.0309 |
| Maximum | in | 0.01 |
| Maximum Intensity | in/hr | 0.12 |
| Antecedent Dry Period | hour | 30.3 |

| | Units | Inlet | Outlet | Bypass |
|----------------------|----------|----------------|----------------|--------|
| Start | | 2/3/2018 10:50 | 2/3/2018 10:50 | |
| Stop | | 2/4/2018 10:15 | 2/4/2018 10:15 | |
| Duration | hour | 23.5 | 23.5 | 0 |
| Average | gal/min | 1.7473 | 1.7473 | 0 |
| Maximum | gal/min | 6.9796 | 6.9796 | 0 |
| Volume | gal | 2463.759 | 2463.759 | 0 |
| Sample Count | count | 17 | 16 | 0 |
| First Sample Time | | 2/3/2018 15:20 | 2/3/2018 15:52 | |
| Last Sample Time | | 2/3/2018 23:02 | 2/3/2018 23:02 | |
| Sample Duration | hour | 7.7083 | 7.1667 | 0 |
| Sampled Volume | no units | 2353.915 | 2192.694 | 0 |
| Sample Coverage % | % | 95.5416 | 88.9979 | 0 |
| Average Sampled Flow | no units | 4.9419 | 5.0957 | 0 |
| Pacing Volume | no units | 150 | 151 | 0 |

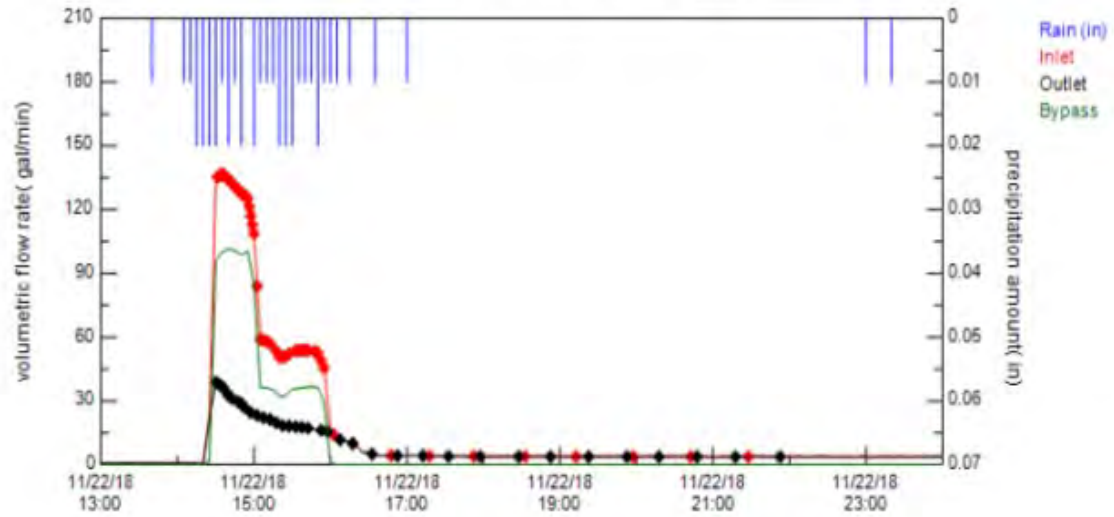
StormGarden 2/13/2018



| | Units | Value |
|-----------------------|-------|-----------------|
| Start | | 2/13/2018 21:05 |
| Stop | | 2/14/2018 00:30 |
| Duration | hour | 3.4167 |
| Total | in | 0.27 |
| Average Intensity | in/hr | 0.079 |
| Maximum | in | 0.01 |
| Maximum Intensity | in/hr | 0.12 |
| Antecedent Dry Period | hour | 96.6 |

| | Units | Inlet | Outlet | Bypass |
|----------------------|----------|-----------------|-----------------|--------|
| Start | | 2/13/2018 21:00 | 2/13/2018 21:00 | |
| Stop | | 2/14/2018 06:20 | 2/14/2018 06:25 | |
| Duration | hour | 9.4167 | 9.5 | 0 |
| Average | gal/min | 1.9921 | 1.9748 | 0 |
| Maximum | gal/min | 11.9348 | 11.9348 | 0 |
| Volume | gal | 1125.543 | 1125.632 | 0 |
| Sample Count | count | 23 | 22 | 0 |
| First Sample Time | | 2/13/2018 22:25 | 2/13/2018 22:27 | |
| Last Sample Time | | 2/14/2018 02:07 | 2/14/2018 02:07 | |
| Sample Duration | hour | 3.7083 | 3.6667 | 0 |
| Sampled Volume | no units | 1059.663 | 1029.826 | 0 |
| Sample Coverage % | % | 94.1468 | 91.4887 | 0 |
| Average Sampled Flow | no units | 5.7786 | 5.6513 | 0 |
| Pacing Volume | no units | 45 | 47 | 0 |

StormGarden 11/22/2018



| | Units | Value |
|-----------------------|-------|------------------|
| Start | | 11/22/2018 13:40 |
| Stop | | 11/22/2018 17:00 |
| Duration | hour | 3.3333 |
| Total | in | 0.39 |
| Average Intensity | in/hr | 0.117 |
| Maximum | in | 0.02 |
| Maximum Intensity | in/hr | 0.24 |
| Antecedent Dry Period | hour | 11.5 |

| | Units | Inlet | Outlet | Bypass |
|----------------------|----------|------------------|------------------|------------------|
| Start | | 11/22/2018 13:40 | 11/22/2018 13:40 | 11/22/2018 14:25 |
| Stop | | 11/22/2018 23:00 | 11/22/2018 23:00 | 11/22/2018 23:00 |
| Duration | hour | 9.4167 | 9.4167 | 8.6667 |
| Average | gal/min | 16.7452 | 7.2844 | 10.2795 |
| Maximum | gal/min | 136.838 | 38.8018 | 101.7708 |
| Volume | gal | 9461.049 | 4115.681 | 5345.366 |
| Sample Count | count | 54 | 36 | 0 |
| First Sample Time | | 11/22/2018 14:31 | 11/22/2018 14:30 | |
| Last Sample Time | | 11/22/2018 21:27 | 11/22/2018 21:52 | |
| Sample Duration | hour | 6.9375 | 7.375 | 0 |
| Sampled Volume | gal | 8120.771 | 3530.732 | 0 |
| Sample Coverage % | % | 85.6337 | 85.7873 | 0 |
| Average Sampled Flow | gal/min | 80.2061 | 16.7818 | 0 |
| Pacing Volume | no units | 148 | 97 | 0 |